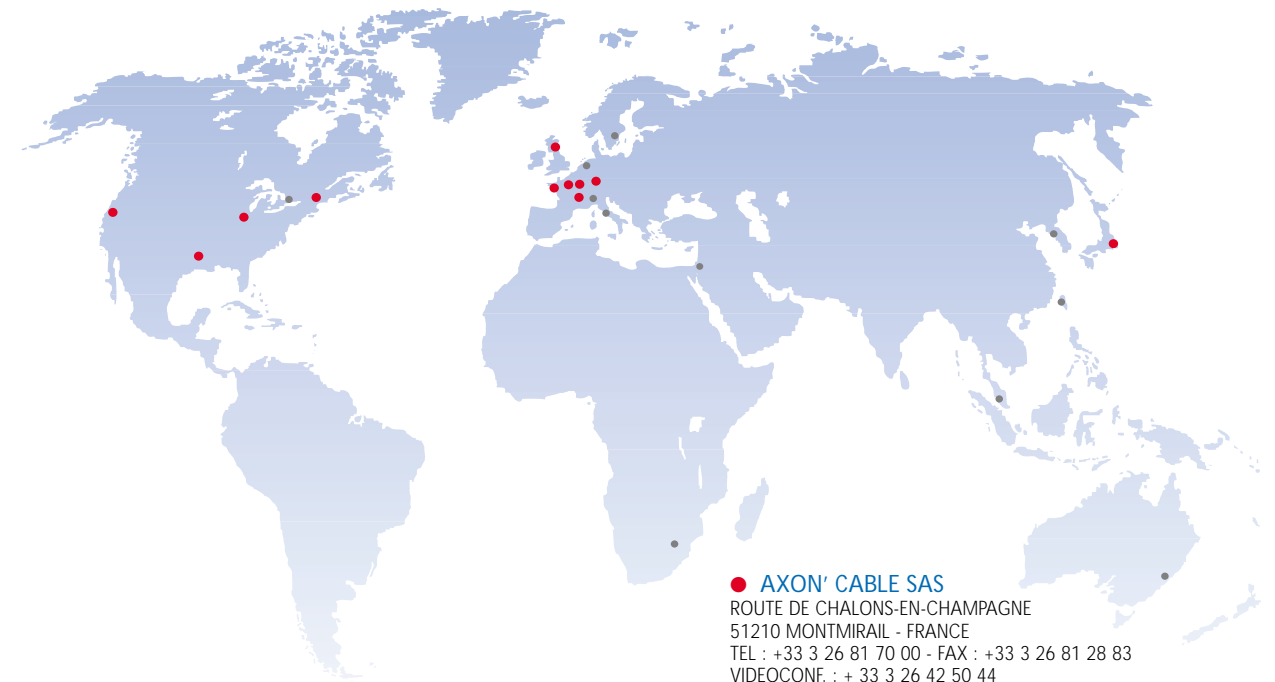




Quasi-Flex®

HAND FORMABLE SEMI-RIGID SUBSTITUTE



● **AXON' CABLE SAS**
ROUTE DE CHALONS-EN-CHAMPAGNE
51210 MONTMIRAIL - FRANCE
TEL : +33 3 26 81 70 00 - FAX : +33 3 26 81 28 83
VIDEOCONF. : + 33 3 26 42 50 44
e-mail : sales@axon-cable.com
http://www.axon-cable.com

● **AXON' KABEL GmbH**
POSTFACH 1131 - 71201 LEONBERG
HERTICHSTR. 10 - 71229 LEONBERG
TEL : +49 7152 97992-0 - FAX : +49 7152 97992-7
VIDEOCONF. : + 49 7152-97992-6
e-mail : axon-cable@idnet.de







● **AXON' CABLE Ltd**
RIDGE WAY, DONIBRISTLE INDUSTRIAL PARK - HILLEND
DUNFERMLINE - FIFE - KY11 9JN - UK
TEL : +44 1383 821081 - FAX : +44 1383 821080
VIDEOCONF. : + 44 1383-820727
e-mail : sales.uk@axon-cable.com

● **AXON' CABLE INC.**
1601 FEEHANVILLE DRIVE - SUITE 600
MOUNT PROSPECT - ILLINOIS 60056 - USA
TEL : +1 847 699-8822 - FAX : +1 847 699-8966
VIDEOCONF. : + 1 847 827-5550
e-mail : sales@axoncable.com
http://www.axoncable.com


● **AXON' CABLE JAPAN OFFICE**
GOTANDA N - BUILDING, 3F
2-24-9, NISHI GOTANDA, SHINAGAWA-KU
TOKYO 141-0031 - JAPAN
TEL : +81 3 3493 - 4736 - FAX : +81 3 3493 - 4897
e-mail : acjkerr@email.msn.com

For Sweden, Norway, Finland
and Denmark please contact

● **AMGAB EL AB**
BOX 85
SE-741 22 KNIVSTA
SWEDEN
TEL: +46 (0)18 34 91 80
FAX: +46 (0)18 34 91 81
e-mail: mail@amgab.se

-  EQUIPMENT WIRES
-  COAXIAL CABLES
-  FLAT CABLES
-  COMPOSITE CABLES
-  HARNESSSES
-  SPECIAL CABLES

Quasi-Flex® : AXON' CABLE registered trademark

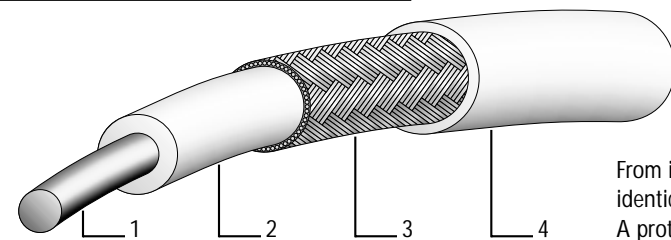


GENERALITIES

QUASI-FLEX®, developed by AXON' has been designed to replace semi-rigid cables whilst retaining similar electrical performance. The brass tube normally used on these cables has been replaced by an optimised tin-plated braided shield giving QUASI-FLEX®, cables excellent memory properties in addition to ease of installation. Compared to semi-rigid cables which require tooling for formed applications, QUASI-FLEX®, can be hand formed to suit an installation thereby easing integration and maintenance.



CONSTRUCTION



- 1- Central conductor (SPCW or SPC)
- 2- Dielectric : solid PTFE
- 3- Shield : tin plated copper braid
- 4- Jacket : following option

From inner conductor to dielectric, QUASI-FLEX®, cables are identical to semi-rigid cables (MIL-C-17 standard). A protective jacket can be added over the braid.

OPERATING TEMPERATURE

WITHOUT JACKET	-55°C / + 155°C
FEP JACKET	-55°C / + 155°C
PE JACKET	-40°C / + 70°C
O-HAL JACKET	-40°C / +130°C

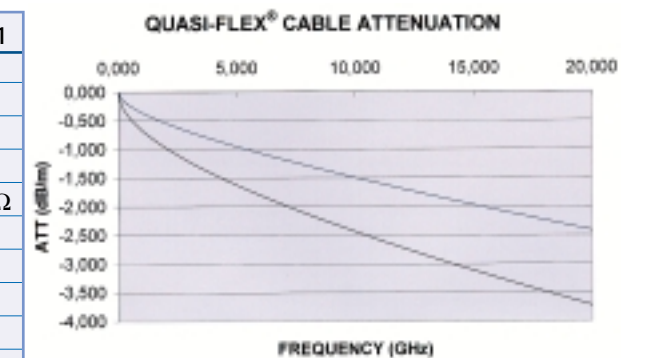
RANGE OF PRODUCTS

CABLE REFERENCE	CENTRAL CONDUCTOR NATURE	DIETRIC NATURE	SHIELDING NATURE	JACKET NATURE
	ø (mm)	ø (mm)	ø (mm)	ø (mm)
QFX 86 SPCW	SPCW 0.51	PTFE 1.65	TPC 2.20	- -
QFX 86 SPCW FEP	SPCW 0.51	PTFE 1.65	TPC 2.20	FEP 2.50
QFX 86 SPCW OHAL	SPCW 0.51	PTFE 1.65	TPC 2.20	O-HAL 3.20
QFX 86 SPCW PE	SPCW 0.51	PTFE 1.65	TPC 2.20	PE 3.20
QFX 141 SPCW	SPCW 0.92	PTFE 2.95	TPC 3.58	- -
QFX 141 SPC	SPC 0.92	PTFE 2.95	TPC 3.58	- -
QFX 141 SPCW FEP	SPCW 0.92	PTFE 2.95	TPC 3.58	FEP 4.10
QFX 141 SPC FEP	SPC 0.92	PTFE 2.95	TPC 3.58	FEP 4.10
QFX 141 SPCW OHAL	SPCW 0.92	PTFE 2.95	TPC 3.58	O-HAL 4.10
QFX 141 SPC OHAL	SPC 0.92	PTFE 2.95	TPC 3.58	O-HAL 4.10
QFX 141 SPCW PE	SPCW 0.92	PTFE 2.95	TPC 3.58	PE 4.60
QFX 141 SPC PE	SPC 0.92	PTFE 2.95	TPC 3.58	PE 4.60

SPC : SILVER PLATED COPPER - SPCW : SILVER PLATED COPPER CLAD STEEL WIRE
 TPC : TIN PLATED COPPER - PTFE : POLYTETRAFLUORETHYLENE
 FEP : FLUORETHYLENEPROPYLENE - PE : POLYETHYLENE - O-HAL : O-HALOGEN

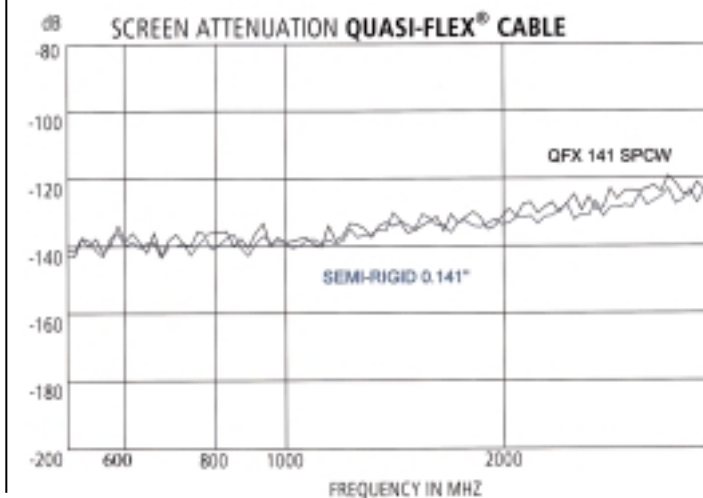
ELECTRICAL CHARACTERISTICS

	QFX 86	QFX 141
• IMPEDANCE (Ω)	50 ± 2	50 ± 2
• CAPACITANCE (pF/m)	97	97
• PROPAGATION VELOCITY (%)	69	69
• WORKING VOLTAGE - MAX (Vrms)	1500	2500
• INSULATION RESISTANCE	> 10 ⁹ MΩ	> 10 ⁹ MΩ
• ATTENUATION (dB/m)		
(NOMINAL VALUES)		
@ 1 GHz	0.70	0.40
@ 3 GHz	1.30	0.75
@ 5 GHz	1.65	1.00
@ 10 GHz	2.45	1.50
@ 18 GHz	3.50	2.25
@ 20 GHz	3.75	2.40



ELECTROMAGNETIC COMPATIBILITY

The shielding type (brass tube) of semi-rigid cables gives excellent shield efficiency properties and is frequently used in EMC measurements. In order to replace these products, QUASI-FLEX®, cables must offer similar advantages. Tests have been carried out in a mode stirred chamber to MIL-STD-1344. These tests show that the objectives have been achieved with results close to the limit of sensitivity of the test devices.



INTERCONNECTION

The construction and dimensions of QUASI-FLEX®, cables make them totally compatible with standard connectors for semi-rigid cables (SMA, N, TNC, ...). Installation procedures are identical.

